



GOVERNMENT DEGREE & P.G. COLLEGE, Salur
(Re-Accredited by NAAC with "B" Grade)



(College of Excellence & District Identified Degree College)
Parvathipuram(Manyam) Dist. -535591

Internal Quality Assurance Cell (IQAC)

Feed Back analysis from the Year 2017-18 to 2021-22

Analysis of Students Feedback on Curriculum/Academic performance (General Format)

Direction: Please fill in the responses as mentioned on a scale of 1 to 5.

1 stands for excellent,

2 for Good,

3 for average,

4 for Below Average and

5 stands for poor.

Student Name:

Year/Semester:

Programme:

Registration Number:

Q .No	Question	Scale-1	Scale-2	Scale-3	Scale-4	Scale-5	Remarks
-------	----------	---------	---------	---------	---------	---------	---------

1	How much of the syllabus was covered in the class?	85 to 100%	70 to 84%	55 to 69%	30 to 54%	Below 30%	
2	How well did the teachers prepare for the classes?	Thoroughly	Satisfactory	Indifferent	Poor	Won't teach at	
3	How well were the teachers able to communicate?	Always effective	Sometimes effective	Just satisfactorily	Generally, ineffective	Very poor communication	
4	The teacher's approach to teaching can best be described as	Excellent	Good	Fair	Indifferent	Poor	
5	Fairness of the internal evaluation process by the teachers.	Always fair	Usually, fair	Sometimes unfair	Usually unfair	Unfair	
6	Was your performance in assignments discussed with you?	Every time	Usually,	Occasionally/ Sometime	Rarely	Never	
7	The institute takes active interest in promoting internship, student exchange, field visit opportunities for students.	Regularly	Often	Sometimes	Rarely	Never	
8	The teaching and mentoring process in your institution facilitates you in cognitive, social and emotional growth.	Significantly	Very well	Moderately	Marginally	Not at all	
9	The institution provides multiple opportunities to learn and grow.	Strongly agree	Agree	Neutral	Disagree	Strongly disagree	
10	Teachers inform you about your expected competencies, course outcomes and program outcomes.	Every time	Usually,	Occasionally/ Sometime	Rarely	Never	

11	Your mentor does a necessary follow-up with an assigned task to you.	Every time	Usually,	Occasionally/ Sometime	Rarely	Never	
12	The teachers illustrate the concepts through examples and applications	Every time	Usually,	Occasionally/	Rarely	Never	
13	The teachers identify your strengths and encourage you with providing right level of	Fully	Reasonably	Partially	Slightly	Unable to	
14	Teachers can identify your weaknesses and help you to overcome them.	Every time	Usually,	Occasionally/	Rarely	Never	
15	The institution makes effort to engage students in the monitoring, review, and continuous quality improvement of the teaching learning process.	Strongly agree	Agree	Neutral	Disagree	Strongly disagree	
16	The institute/ teachers use student centric methods, such as experiential learning, participative learning and problem-solving methodologies for enhancing learning experiences.	To a great extent	Moderate	Some what	Very little	Not at all	
17	Teachers encourage you to participate in extracurricular activities.	Strongly agree	Agree	Neutral	Disagree	Strongly disagree	
18	Efforts are made by the institute/ teachers to inculcate soft skills, life skills and employability skills to make you ready for the world of work.	To a great extent	Moderate	Some what	Very little	Not at all	

19	What percentage of teachers use ICT tools such as LCD projectors, Multimedia, etc. while teaching.	Above 90%	70 – 89%	50 – 69%	30 – 49%	Below 29%	
20	The overall quality of teaching-learning process in your institute is very good.	Strongly agree	Agree	Neutral	Disagree	Strongly disagree	

Government Degree and PG College, Saluru.

Internal Quality Assurance Cell (IQAC)

Analysis of Students Feedback on Curriculum/Academic performance

For the Year - 2017-2018

Sample number of students: 120

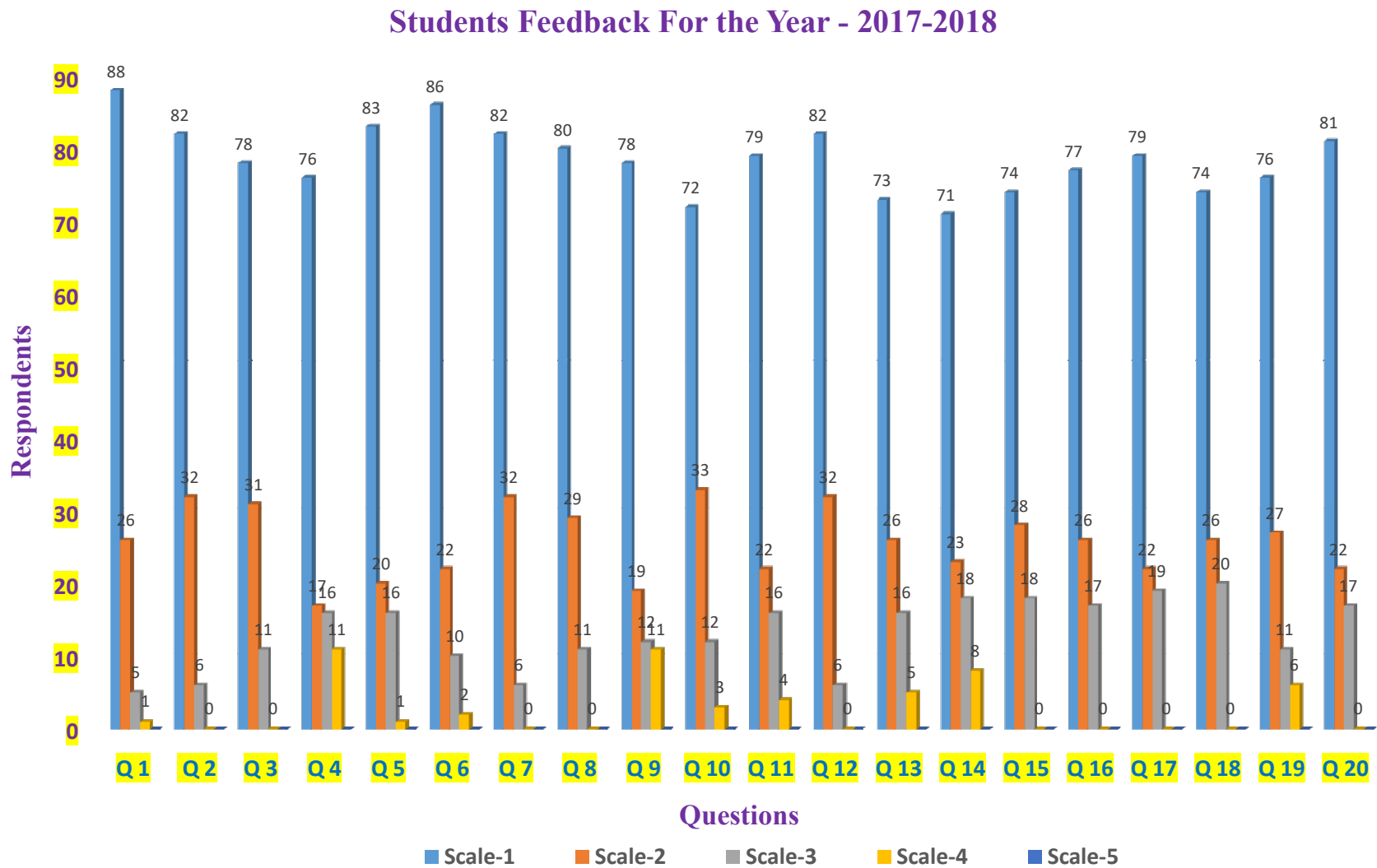
Table - I

Q. No	Question	Scale-1	Scale-2	Scale-3	Scale-4	Scale-5	Total Responde
1	How much of the syllabus was covered in the class?	88	26	5	1	0	120
2	How well did the teachers prepare for the classes?	82	32	6	0	0	120
3	How well were the teachers able to communicate?	78	31	11	0	0	120
4	The teacher's approach to teaching can best be described as	76	17	16	11	0	120

5	Fairness of the internal evaluation process by the teachers.	83	20	16	1	0	120
6	Was your performance in assignments discussed with you?	86	22	10	2	0	120
7	The institute takes active interest in promoting internship, student exchange, field visit opportunities for students.	82	32	6	0	0	120
8	The teaching and mentoring process in your institution facilitates you in cognitive, social and emotional growth.	80	29	11	0	0	120
9	The institution provides multiple opportunities to learn and grow.	78	19	12	11	0	120
10	Teachers inform you about your expected competencies, course outcomes and program outcomes.	72	33	12	3	0	120
11	Your mentor does a necessary follow-up with an assigned task to you.	79	22	16	4	0	121
12	The teachers illustrate the concepts through examples and applications.	82	32	6	0	0	120
13	The teachers identify your strengths and encourage you with providing right level of challenges.	73	26	16	5	0	120
14	Teachers can identify your weaknesses and help you to overcome them.	71	23	18	8	0	120

15	The institution makes effort to engage students in the monitoring, review, and continuous quality improvement of the teaching learning process.	74	28	18	0	0	120
16	The institute/ teachers use student centric methods, such as experiential learning, participative learning and problem-solving methodologies for enhancing learning experiences.	77	26	17	0	0	120
17	Teachers encourage you to participate in extracurricular activities.	79	22	19	0	0	120
18	Efforts are made by the institute/ teachers to inculcate soft skills, life skills and employability skills to make you ready for the world of work.	74	26	20	0	0	120
19	What percentage of teachers use ICT tools such as LCD projectors, Multimedia, etc. while teaching.	76	27	11	6	0	120
20	The overall quality of teaching-learning process in your institute is very good.	81	22	17	0	0	120

Chart - I



Government Degree and PG College, Saluru.

Internal Quality Assurance Cell (IQAC)

Analysis of Students Feedback on Curriculum/Academic performance

For the Year - 2018-2019

Sample number of students: 120

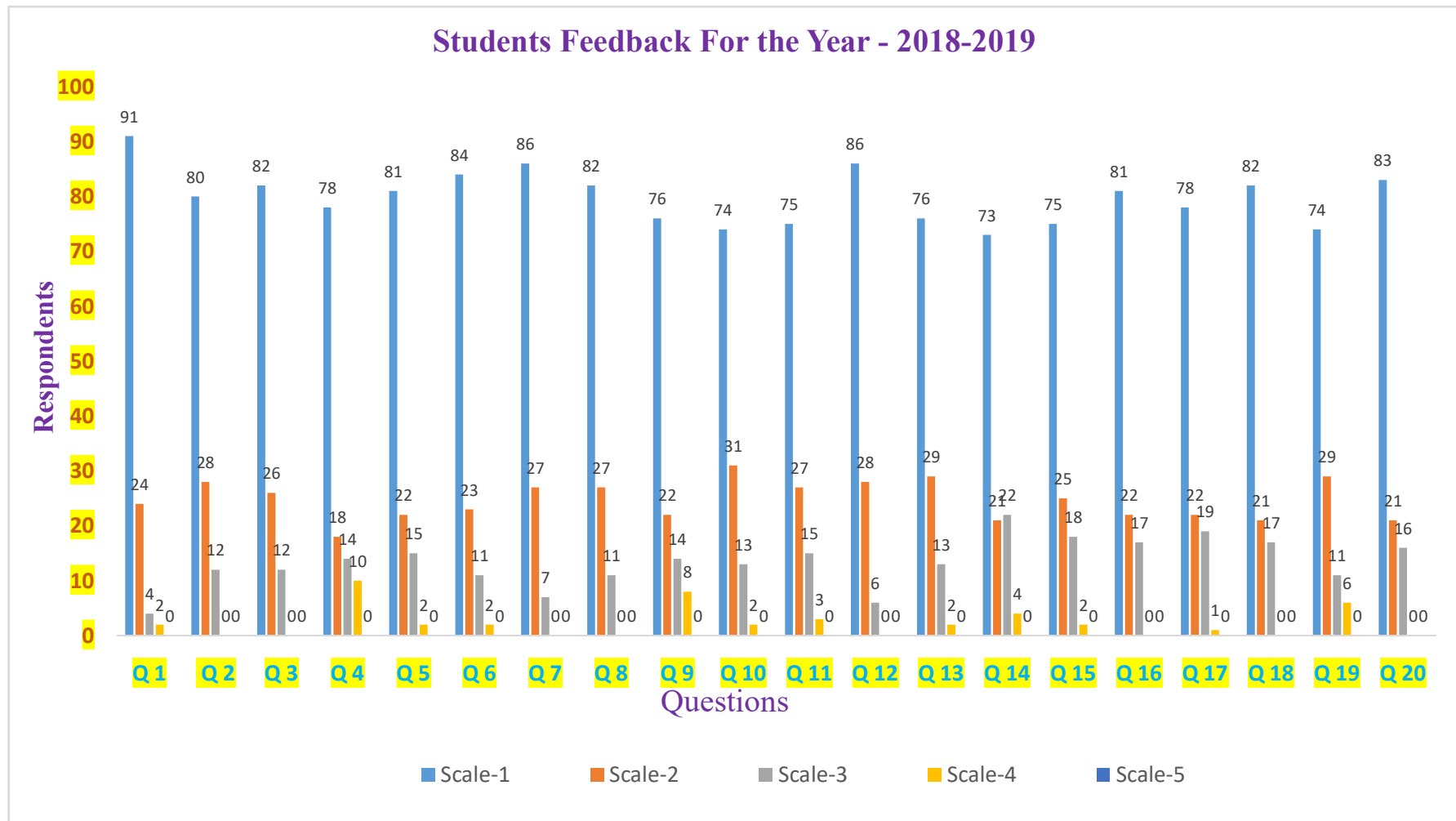
Table - II

Q. No	Question	Scale-1	Scale-2	Scale-3	Scale-4	Scale-5	Total Responde nts
1	How much of the syllabus was covered in the class?	91	24	4	1	0	120
2	How well did the teachers prepare for the classes?	80	28	12	0	0	120
3	How well were the teachers able to communicate?	82	26	12	0	0	120
4	The teacher's approach to teaching can best be described as	78	18	14	10	0	120
5	Fairness of the internal evaluation process by the teachers.	81	22	15	2	0	120
6	Was your performance in assignments discussed with you?	84	23	11	2	0	120
7	The institute takes active interest in promoting internship, student exchange, field visit opportunities for students.	86	27	7	0	0	120

8	The teaching and mentoring process in your institution facilitates you in cognitive, social and emotional growth.	82	27	11	0	0	120
9	The institution provides multiple opportunities to learn and grow	76	22	14	8	0	120
10	Teachers inform you about your expected competencies, course outcomes and program outcomes.	74	31	13	2	0	120
11	Your mentor does a necessary follow-up with an assigned task to you.	75	27	15	3	0	120
12	The teachers illustrate the concepts through examples and applications.	86	28	6	0	0	120
13	The teachers identify your strengths and encourage you with providing right level of challenges.	76	29	13	2	0	120
14	Teachers can identify your weaknesses and help you to overcome them.	73	21	22	4	0	120
15	The institution makes effort to engage students in the monitoring, review, and continuous quality improvement of the teaching learning process.	75	25	18	2	0	120
16	The institute/ teachers use student centric methods, such as experiential learning, participative learning and problem-solving methodologies for enhancing learning experiences.	81	22	17	0	0	120

17	Teachers encourage you to participate in extracurricular activities.	78	22	19	1	0	120
18	Efforts are made by the institute/ teachers to inculcate soft skills, life skills and employability skills to make you ready for the world of work.	82	21	17	0	0	120
19	What percentage of teachers use ICT tools such as LCD projectors, Multimedia, etc. while teaching.	74	29	11	6	0	120
20	The overall quality of teaching-learning process in your institute is very good.	83	21	16	0	0	120

Chart - II



Government Degree and PG College, Saluru.

Internal Quality Assurance Cell (IQAC)

Analysis of Students Feedback on Curriculum/Academic performance

For the Year - 2019-2020

Sample number of students: 120

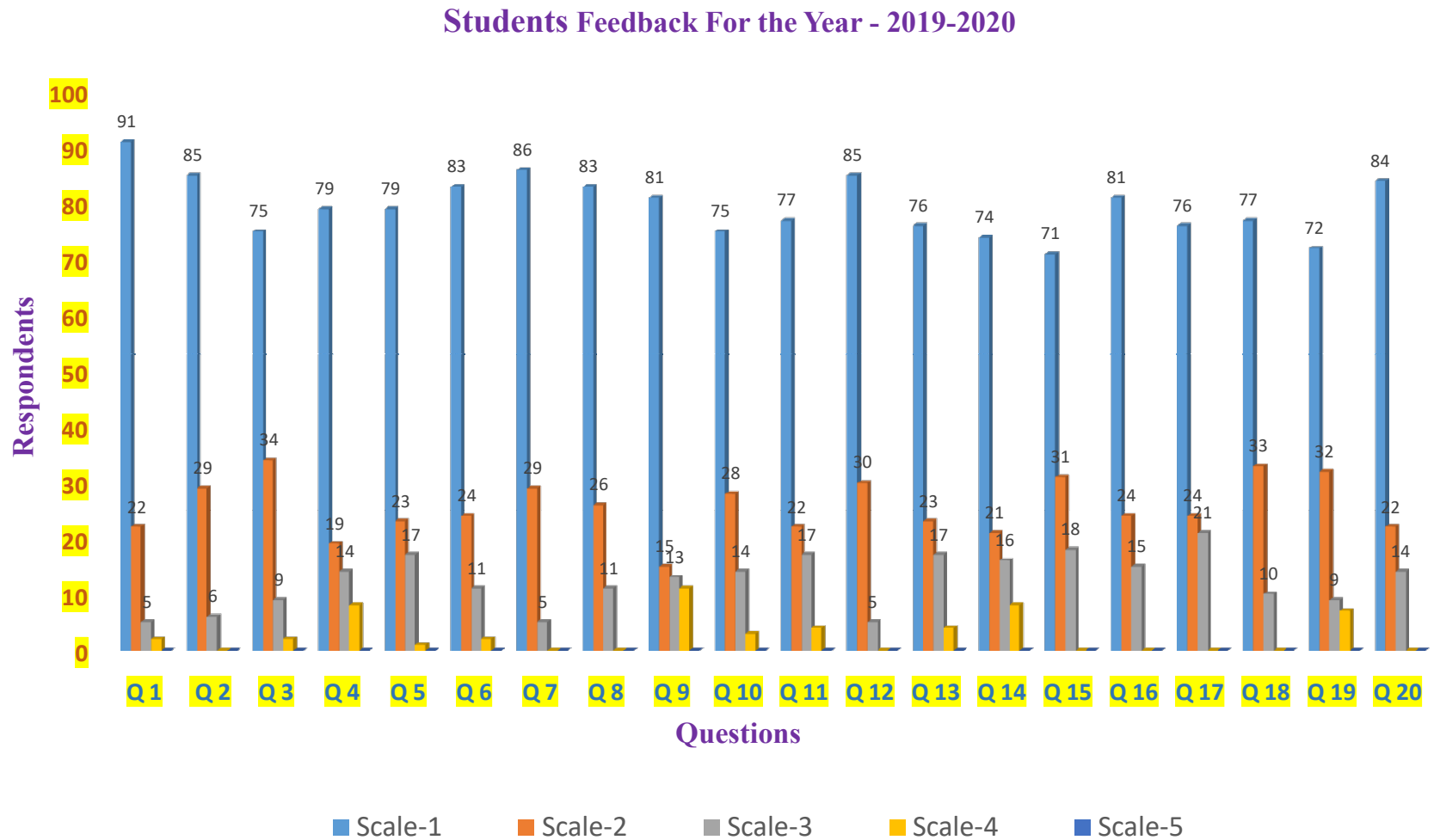
Table - III

Q. No	Question	Scale-1	Scale-2	Scale-3	Scale-4	Scale-5	Total Responde nts
1	How much of the syllabus was covered in the class?	91	22	5	2	0	120
2	How well did the teachers prepare for the classes?	85	29	6	0	0	120
3	How well were the teachers able to communicate?	75	34	9	2	0	120
4	The teacher's approach to teaching can best be described as	79	19	14	8	0	120
5	Fairness of the internal evaluation process by the teachers	79	23	17	1	0	120
6	Was your performance in assignments discussed with you?	83	24	11	2	0	120
7	The institute takes active interest in promoting internship, student exchange, field visit	86	29	5	0	0	120
8	The teaching and mentoring process in your institution facilitates you in cognitive, social and emotional growth.	83	26	11	0	0	120

9	The institution provides multiple opportunities to learn and grow.	81	15	13	11	0	120
10	Teachers inform you about your expected competencies, course outcomes and program outcomes.	75	28	14	3	0	120
11	Your mentor does a necessary follow-up with an assigned task to you.	77	22	17	4	0	120
12	The teachers illustrate the concepts through examples and applications.	85	30	5	0	0	120
13	The teachers identify your strengths and encourage you with providing right level of challenges.	76	23	17	4	0	120
14	Teachers can identify your weaknesses and help you to overcome them.	74	21	16	8	0	119
15	The institution makes effort to engage students in the monitoring, review, and continuous quality improvement of the teaching learning process.	71	31	18	0	0	120
16	The institute/ teachers use student centric methods, such as experiential learning, participative learning and problem-solving methodologies for enhancing learning experiences.	81	24	15	0	0	120
17	Teachers encourage you to participate in extracurricular activities.	76	24	21	0	0	121

18	Efforts are made by the institute/ teachers to inculcate soft skills, life skills and employability skills to make you ready for the world of work.	77	33	10	0	0	120
19	What percentage of teachers use ICT tools such as LCD projectors, Multimedia, etc. while teaching.	72	32	9	7	0	120
20	The overall quality of teaching-learning process in your institute is very good.	84	22	14	0	0	120

Chart - III



Government Degree and PG College, Saruru.

Internal Quality Assurance Cell (IQAC)

Analysis of Students Feedback on Curriculum/Academic performance

For the Year - 2020-2021

Sample number of students: 135

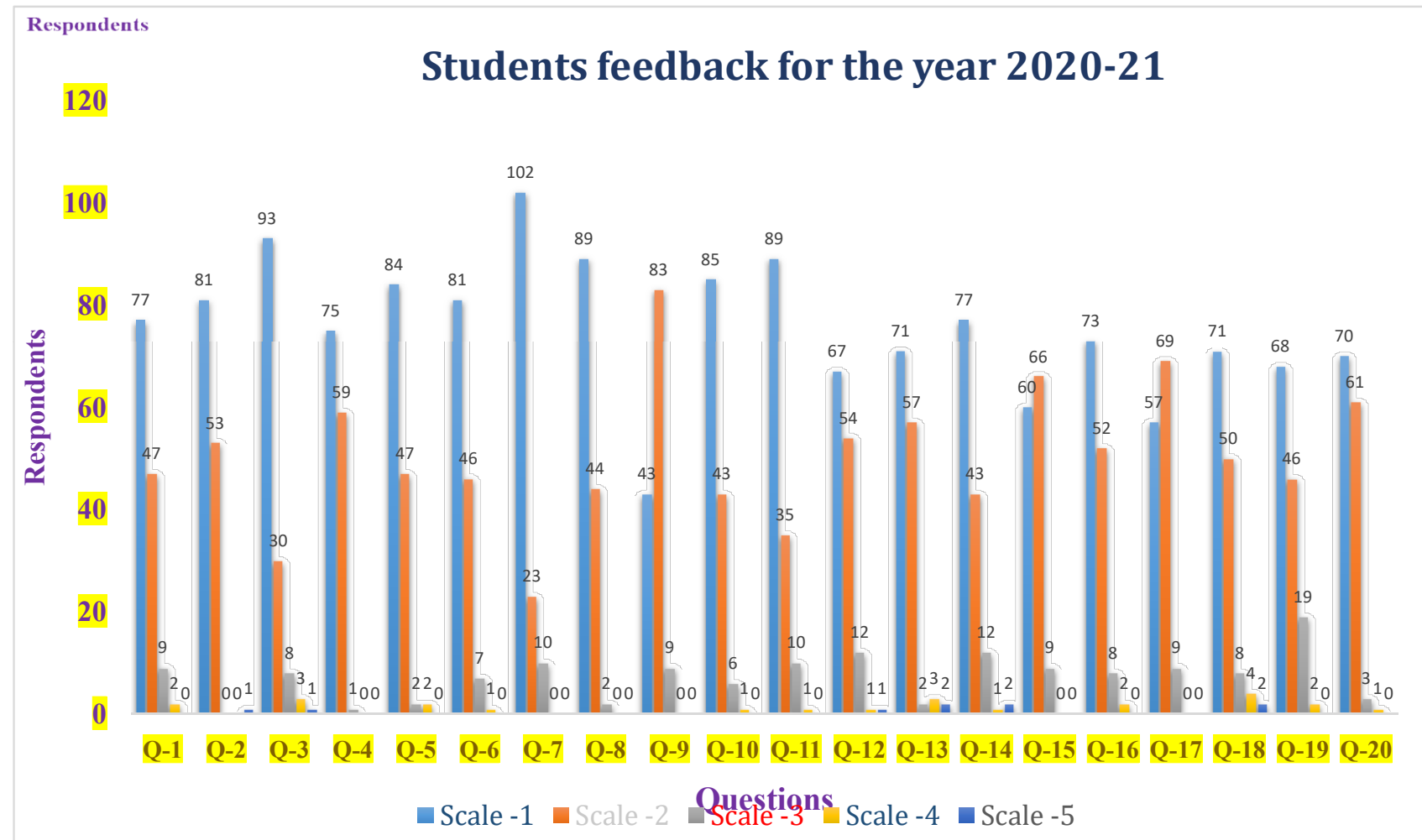
Table - IV

S-No	Question Description	Scale -1	Scale -2	Scale -3	Scale -4	Scale -5	Total Responde
Q-1	How much of the syllabus was covered in the class?	77	47	9	2	0	135
Q-2	How well did the teachers prepare for the classes?	81	53	0	0	1	135
Q-3	How well were the teachers able to communicate?	93	30	8	3	1	135
Q-4	The teacher's approach to teaching can best be described as	75	59	1	0	0	135
Q-5	Fairness of the internal evaluation process by the teachers.	84	47	2	2	0	135
Q-6	Was your performance in assignments discussed with you?	81	46	7	1		135
Q-7	The institute takes active interest in promoting internship, student exchange, field visit opportunities for students.	102	23	10	0	0	135

Q-8	The teaching and mentoring process in your institution facilitates you in cognitive, social and emotional growth.	89	44	2	0	0	135
Q-9	The institution provides multiple opportunities to learn and grow.	43	83	9	0	0	135
Q-10	Teachers inform you about your expected competencies, course outcomes and program	85	43	6	1	0	135
Q-11	Your mentor does a necessary follow-up with an assigned task to you.	89	35	10	1	0	135
Q-12	The teachers illustrate the concepts through examples and applications.	67	54	12	1	1	135
Q-13	The teachers identify your strengths and encourage you with providing right level of challenges.	71	57	2	3	2	135
Q-14	Teachers can identify your weaknesses and help you to overcome them.	77	43	12	1	2	135
Q-15	The institution makes effort to engage students in the monitoring, review, and continuous quality improvement of the teaching learning process.	60	66	9	0	0	135
Q-16	The institute/ teachers use student centric methods, such as experiential learning, participative learning and problem-solving methodologies for enhancing learning experiences.	73	52	8	2	0	135

Q-17	Teachers encourage you to participate in extracurricular activities.	57	69	9	0	0	135
Q-18	Efforts are made by the institute/ teachers to inculcate soft skills, life skills and employability skills to make you ready for the world of work	71	50	8	4	2	135
Q-19	What percentage of teachers use ICT tools such as LCD projectors, Multimedia, etc.while teaching.	68	46	19	2	0	135
Q-20	The overall quality of teaching-learning process in your institute is very good.	70	61	3	1	0	135

Chart - IV



Government Degree and PG College, Saluru.

Internal Quality Assurance Cell (IQAC)

Analysis of Students Feedback on Curriculum/Academic performance

For the Year - 2021-2022

Sample number of students: 135

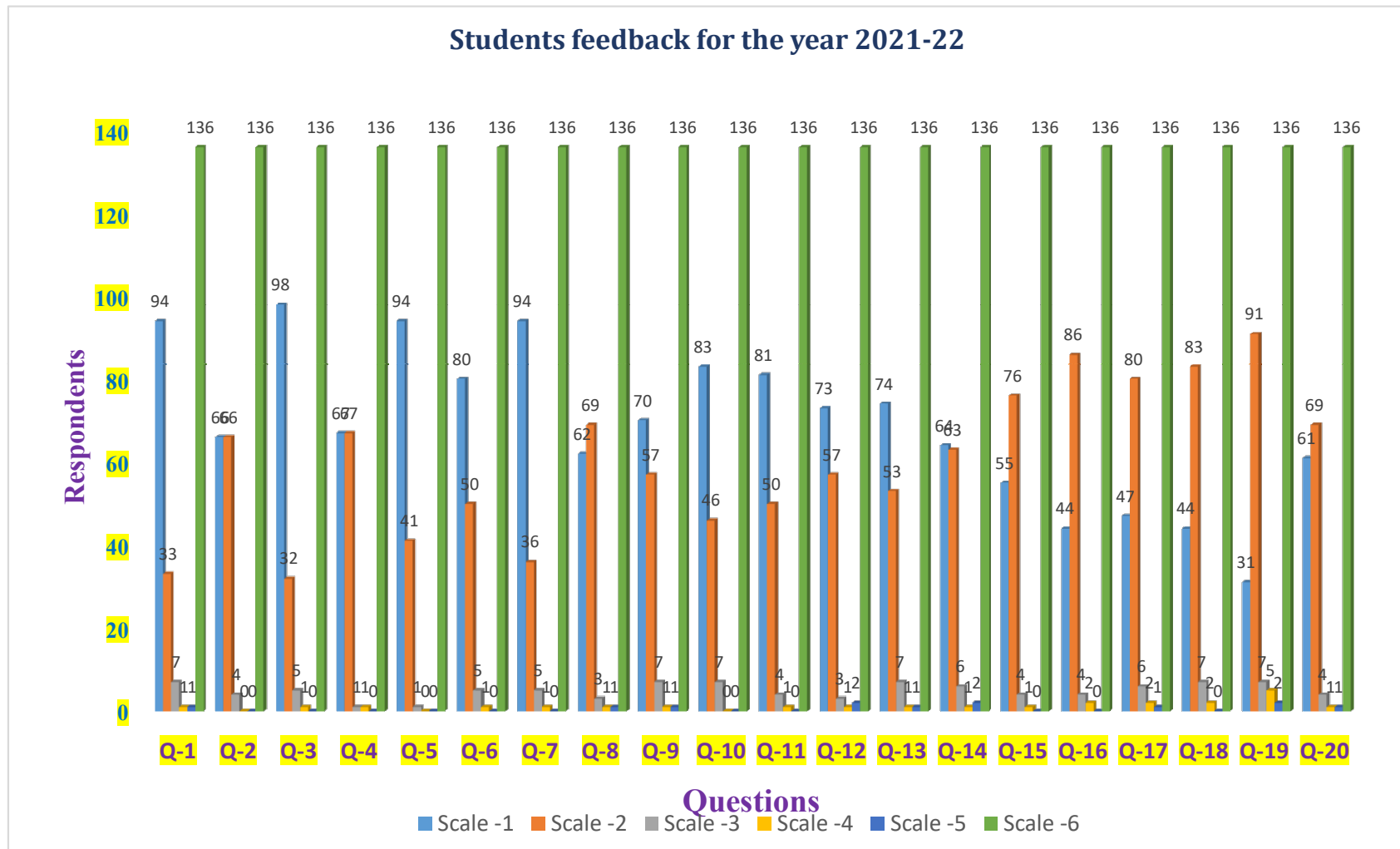
Table - V

S-No	Questions Description	Scale -1	Scale -2	Scale -3	Scale -4	Scale -5	Scale -6
Q-1	How much of the syllabus was covered in the class?	94	33	7	1	1	136
Q-2	How well did the teachers prepare for the classes?	66	66	4	0	0	136
Q-3	How well were the teachers able to communicate?	98	32	5	1	0	136
Q-4	The teacher's approach to teaching can best be described as	67	67	1	1	0	136
Q-5	Fairness of the internal evaluation process by the teachers.	94	41	1	0	0	136
Q-6	Was your performance in assignments discussed with you?	80	50	5	1	0	136
Q-7	The institute takes active interest in promoting internship, student exchange, field visit opportunities for students.	94	36	5	1	0	136

Q-8	The teaching and mentoring process in your institution facilitates you in cognitive, social and emotional growth.	62	69	3	1	1	136
Q-9	The institution provides multiple opportunities to learn and grow.	70	57	7	1	1	136
Q-10	Teachers inform you about your expected competencies, course outcomes and program outcomes.	83	46	7	0	0	136
Q-11	Your mentor does a necessary follow-up with an assigned task to you.	81	50	4	1	0	136
Q-12	The teachers illustrate the concepts through examples and applications.	73	57	3	1	2	136
Q-13	The teachers identify your strengths and encourage you with providing right level of challenges.	74	53	7	1	1	136
Q-14	Teachers can identify your weaknesses and help you to overcome them.	64	63	6	1	2	136
Q-15	The institution makes effort to engage students in the monitoring, review, and continuous quality improvement of the teaching learning process.	55	76	4	1	0	136
Q-16	The institute/ teachers use student centric methods, such as experiential learning, participative learning and problem-solving methodologies for enhancing learning experiences.	44	86	4	2	0	136

Q-17	Teachers encourage you to participate in extracurricular activities.	47	80	6	2	1	136
Q-18	Efforts are made by the institute/ teachers to inculcate soft skills, life skills and employability skills to make you ready for the world of work	44	83	7	2	0	136
Q-19	What percentage of teachers use ICT tools such as LCD projectors, Multimedia, etc.while teaching.	31	91	7	5	2	136
Q-20	The overall quality of teaching-learning process in your institute is very good.	61	69	4	1	1	136

Chart - V





GOVERNMENT DEGREE & P.G. COLLEGE, Salur
(Re-Accredited by NAAC with "B" Grade)



(College of Excellence & District Identified Degree College)
Parvathipuram(Manyam) Dist. -535591

Internal Quality Assurance Cell (IQAC)

Feed Back analysis from the Year 2017-18 to 2021-22

Analysis of Teachers Feedback on Curriculum/Academic performance (General Format)

Direction: Please fill in the responses as mentioned on a scale of 1 to 5.

1 stands for excellent,

2 for Very Good

3 for Good,

4 for Average and

5 stands for poor.

Lecturer Name:

Department:

Q .No	Question	Scale-1	Scale-2	Scale-3	Scale-4	Scale-5	Remarks
1	The course structure is in line with programme outcome in general and	Excellent	Very well	Good	Average	Poor	
2	The course content is relevant to course outcomes?	Excellent	Very well	Good	Average	Poor	
3	The course content matches the needs of all cognitive levels of learners?	Excellent	Very well	Good	Average	Poor	
4	It is comfortable to adopt new pedagogical teaching techniques in the stipulated time	Excellent	Very well	Good	Average	Poor	
5	The college facilitates ICT based teaching?	Excellent	Very well	Good	Average	Poor	
6	Internal Assessment is beneficial and enhances learning levels of students?	Excellent	Very well	Good	Average	Poor	
7	Evaluation of semester end exams is fair and the variation with internal assessment is well within the accepted limits?	Excellent	Very well	Good	Average	Poor	
8	Do you feel open electives to be introduced at degree levels?	Excellent	Very well	Good	Average	Poor	
9	Do you feel that project paper in cluster elective is useful to students?	Excellent	Very well	Good	Average	Poor	
10	Do you feel that proper work can be done for project work paper to lead the students	Excellent	Very well	Good	Average	Poor	

11	Do you feel that there is sufficient conservation regarding skills/values	Excellent	Very well	Good	Average	Poor	
----	---	-----------	-----------	------	---------	------	--

Government Degree and PG College, Saluru.

Internal Quality Assurance Cell (IQAC)

Analysis of Teachers Feedback on Curriculum/Academic performance

For the Year - 2017-2018

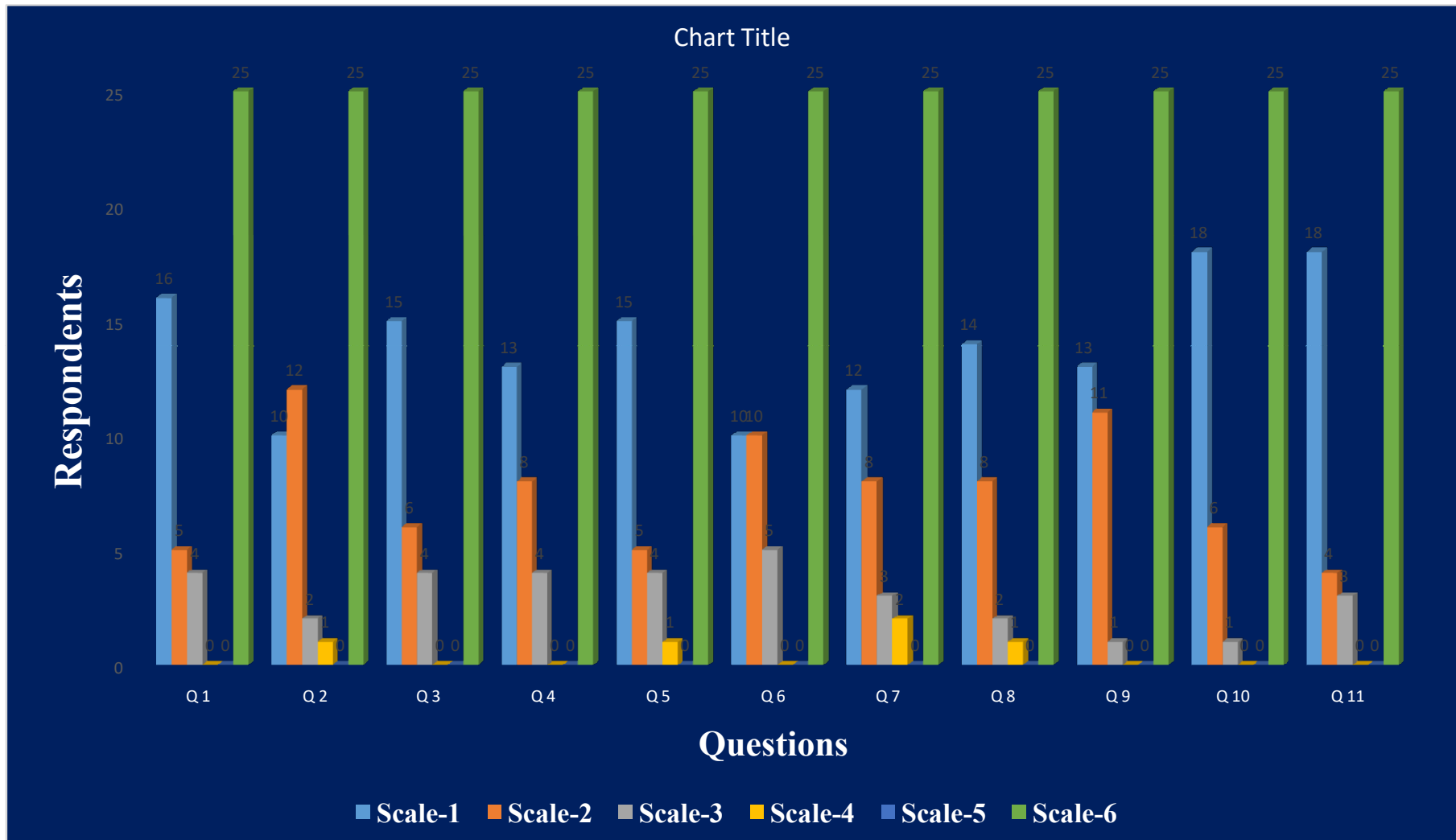
Sample number of teachers: 25

Table - I

Q. No	Question	Scale-1	Scale-2	Scale-3	Scale-4	Scale-5	Total Response
1	The course structure is in line with programme outcome in general and	16	5	4	0	0	25
2	The course content is relevant to course outcomes?	10	12	2	1	0	25
3	The course content matches the needs of all cognitive levels of learners?	15	6	4	0	0	25
4	It is comfortable to adopt new pedagogical teaching techniques in the stipulated time periods planned for Curriculum transaction?	13	8	4	0	0	25
5	The college facilitates ICT based teaching?	15	5	4	1	0	25

6	Internal Assessment is beneficial and enhances learning levels of students?	10	10	5	0	0	25
7	Evaluation of semester end exams is fair and the variation with internal assessment is well within the accepted limits?	12	8	3	2	0	25
8	Do you feel open electives to be introduced at degree levels?	14	8	2	1	0	25
9	Do you feel that project paper in cluster elective is useful to students?	13	11	1	0	0	25
10	Do you feel that proper work can be done for project work paper to lead the students	18	6	1	0	0	25
11	Do you feel that there is insufficient conserveness regarding skills/values	18	4	3	0	0	25

Chart - I



Government Degree and PG College, Saluru.

Internal Quality Assurance Cell (IQAC)

Analysis of Teachers Feedback on Curriculum/Academic performance

For the Year - 2018-2019

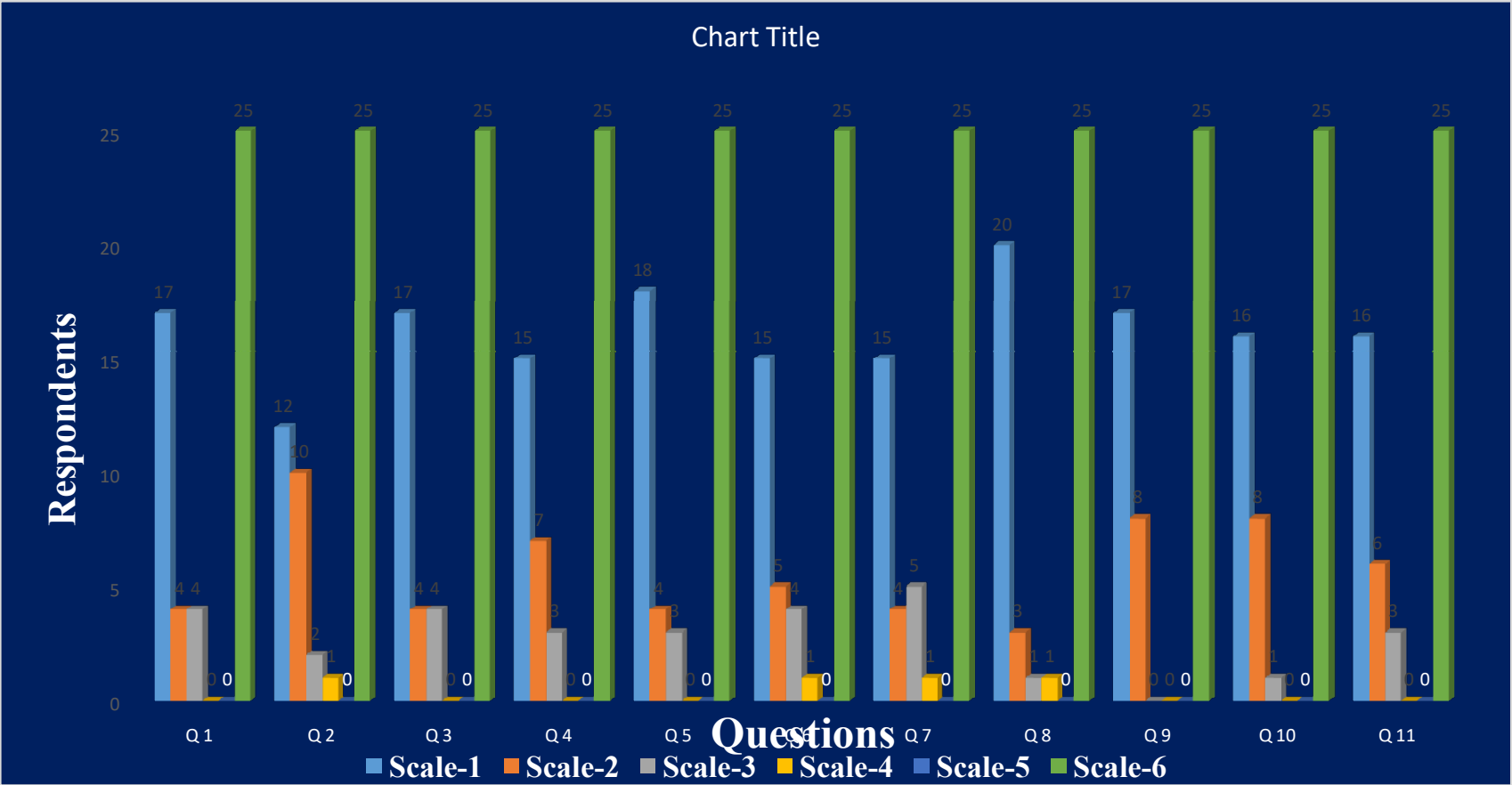
Sample number of Teachers 25

Table - II

Q. No	Question	Scale-1	Scale-2	Scale-3	Scale-4	Scale-5	Total Responde nts
1	The course structure is in line with programme outcome in general and programme specific outcome in particular?	17	4	4	0	0	25
2	The course content is relevant to course outcomes?	12	10	2	1	0	25
3	The course content matches the needs of all cognitive levels of learners?	17	4	4	0	0	25
	It is comfortable to adopt new pedagogical teaching techniques in the stipulated time periods planned for Curriculum transaction?	15	7	3	0	0	25
5	The college facilitates ICT based teaching?	18	4	3	0	0	25

6	Internal Assessment is beneficial and enhances learning levels of students?	15	5	4	1	0	25
7	Evaluation of semester end exams is fair and the variation with internal assessment is well within the accepted limits?	15	4	5	1	0	25
8	Do you feel open electives to be introduced at degree levels?	20	3	1	1	0	25
9	Do you feel that project paper in cluster elective is useful to students?	17	8	0	0	0	25
10	Do you feel that proper work can be done for project work paper to lead the students	16	8	1	0	0	25
11	Do you feel that there is insufficient conserveness regarding skills/values	16	6	3	0	0	25

Chart - II



Government Degree and PG College, Saluru.

Internal Quality Assurance Cell (IQAC)

Analysis of Teachers Feedback on Curriculum/Academic performance

For the Year - 2019-2020

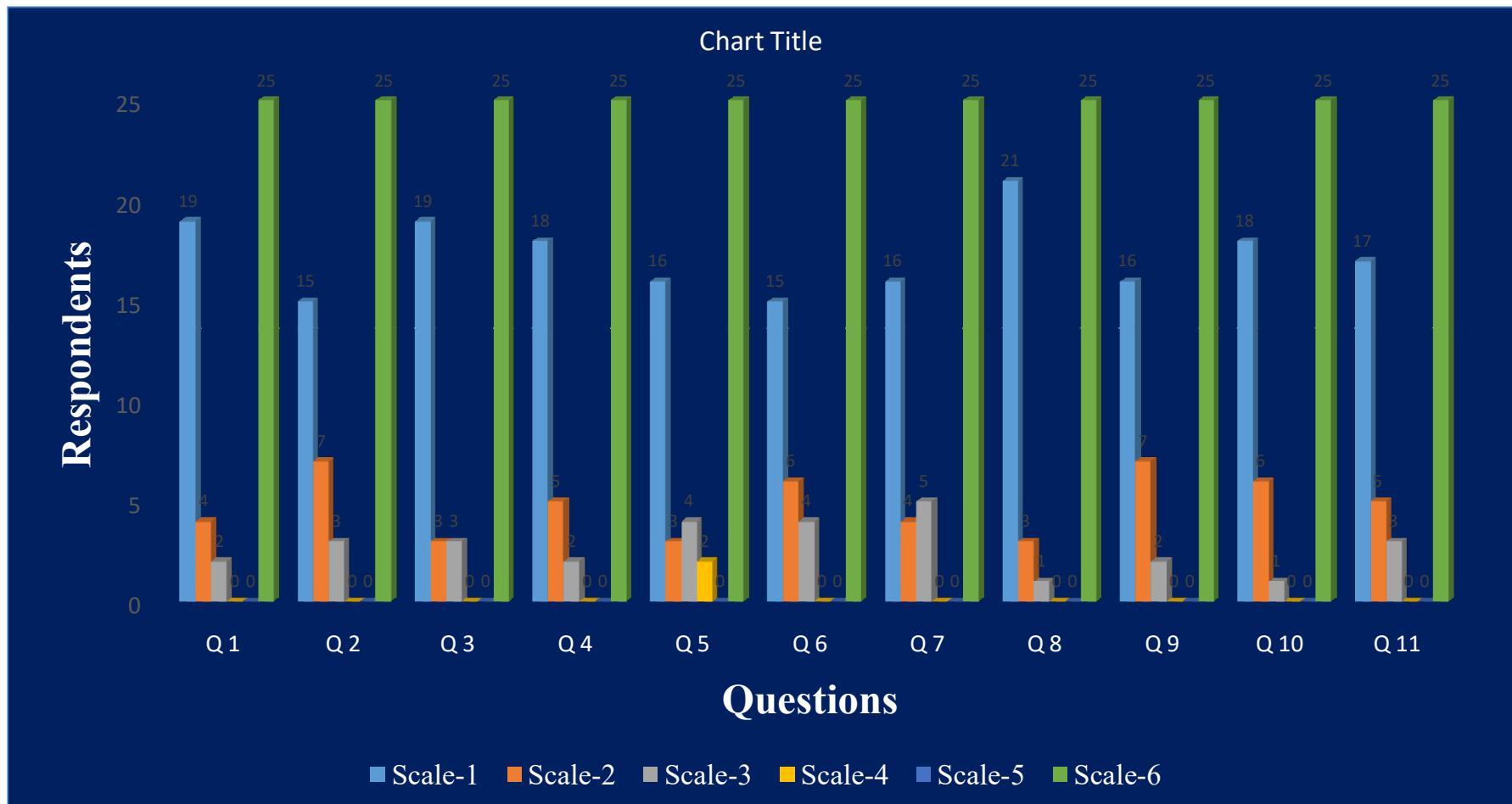
Sample number of Teachers: 25

Table - III

Q. No	Question	Scale-1	Scale-2	Scale-3	Scale-4	Scale-5	Total Responde nts
1	The course structure is in line with programme outcome in general and programme specific outcome in particular?	19	4	2	0	0	25
2	The course content is relevant to course outcomes?	15	7	3	0	0	25
3	The course content matches the needs of all cognitive levels of learners?	19	3	3	0	0	25

4	It is comfortable to adopt new pedagogical teaching techniques in the stipulated time periods planned for Curriculum transaction?	18	5	2	0	0	25
5	The college facilitates ICT based teaching?	16	3	4	2	0	25
6	Internal Assessment is beneficial and enhances learning levels of students?	15	6	4	0	0	25
7	Evaluation of semester end exams is fair and the variation with internal assessment is well within the accepted limits?	16	4	5	0	0	25
8	Do you feel open electives to be introduced at degree levels?	21	3	1	0	0	25
9	Do you feel that project paper in cluster elective is useful to students?	16	7	2	0	0	25
10	Do you feel that proper work can be done for project work paper to lead the students	18	6	1	0	0	25
11	Do you feel that there is insufficient conservation regarding skills/values	17	5	3	0	0	25

Chart - III



Government Degree and PG College, Saluru.
Internal Quality Assurance Cell (IQAC)

Analysis of Teachers Feedback on Curriculum/Academic performance

For the Year - 2020-2021

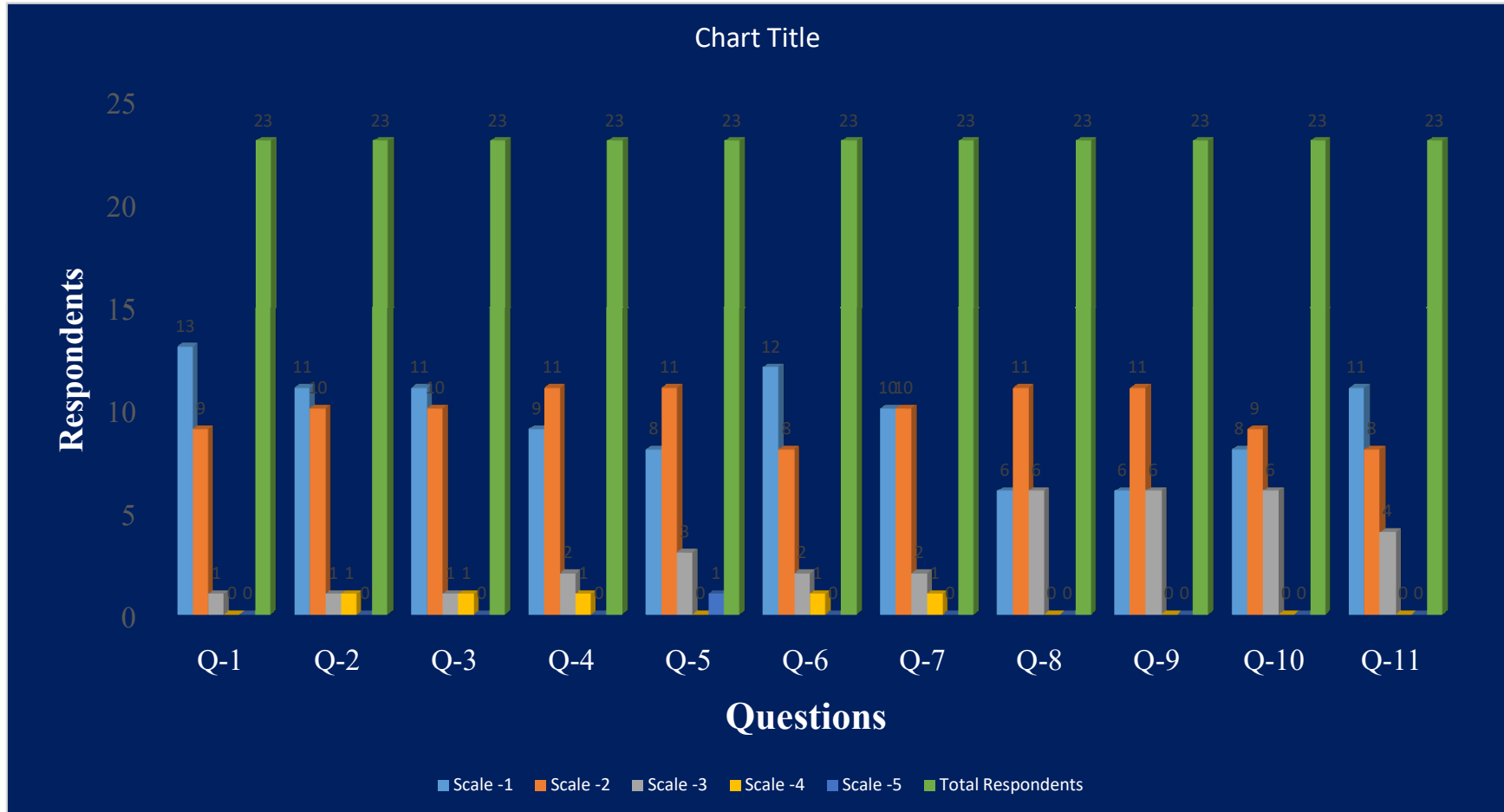
Sample number of Teachers: 23

Table - IV

S-No	Question Description	Scale -1	Scale -2	Scale -3	Scale -4	Scale -5	Total Responde
Q-1	The course structure is in line with programme outcome in general and programme specific outcome in particular?	13	9	1	0	0	23
Q-2	The course content is relevant to course outcomes?	11	10	1	1	0	23
Q-3	The course content matches the needs of all cognitive levels of learners?	11	10	1	1	0	23
Q-4	It is comfortable to adopt new pedagogical teaching techniques in the stipulated time periods planned for Curriculum transaction?	9	11	2	1	0	23
Q-5	The college facilitates ICT based teaching?	8	11	3	0	1	23

Q-6	Internal Assessment is beneficial and enhances learning levels of students?	12	8	2	1	0	23
Q-7	Evaluation of semester end exams is fair and the variation with internal assessment is well within the accepted limits?	10	10	2	1	0	23
Q-8	Do you feel open electives to be introduced at degree levels?	6	11	6	0	0	23
Q-9	Do you feel that project paper in cluster elective is useful to students?	6	11	6	0	0	23
Q-10	Do you feel that proper work can be done for project work paper to lead the students?	8	9	6	0	0	23
Q-11	Do you feel that there is insufficient convenience regarding skills/values	11	8	4	0	0	23

Chart - IV



Government Degree and PG College, Saluru.
Internal Quality Assurance Cell (IQAC)
Analysis of Teachers Feedback on Curriculum/Academic performance
For the Year - 2021-2022

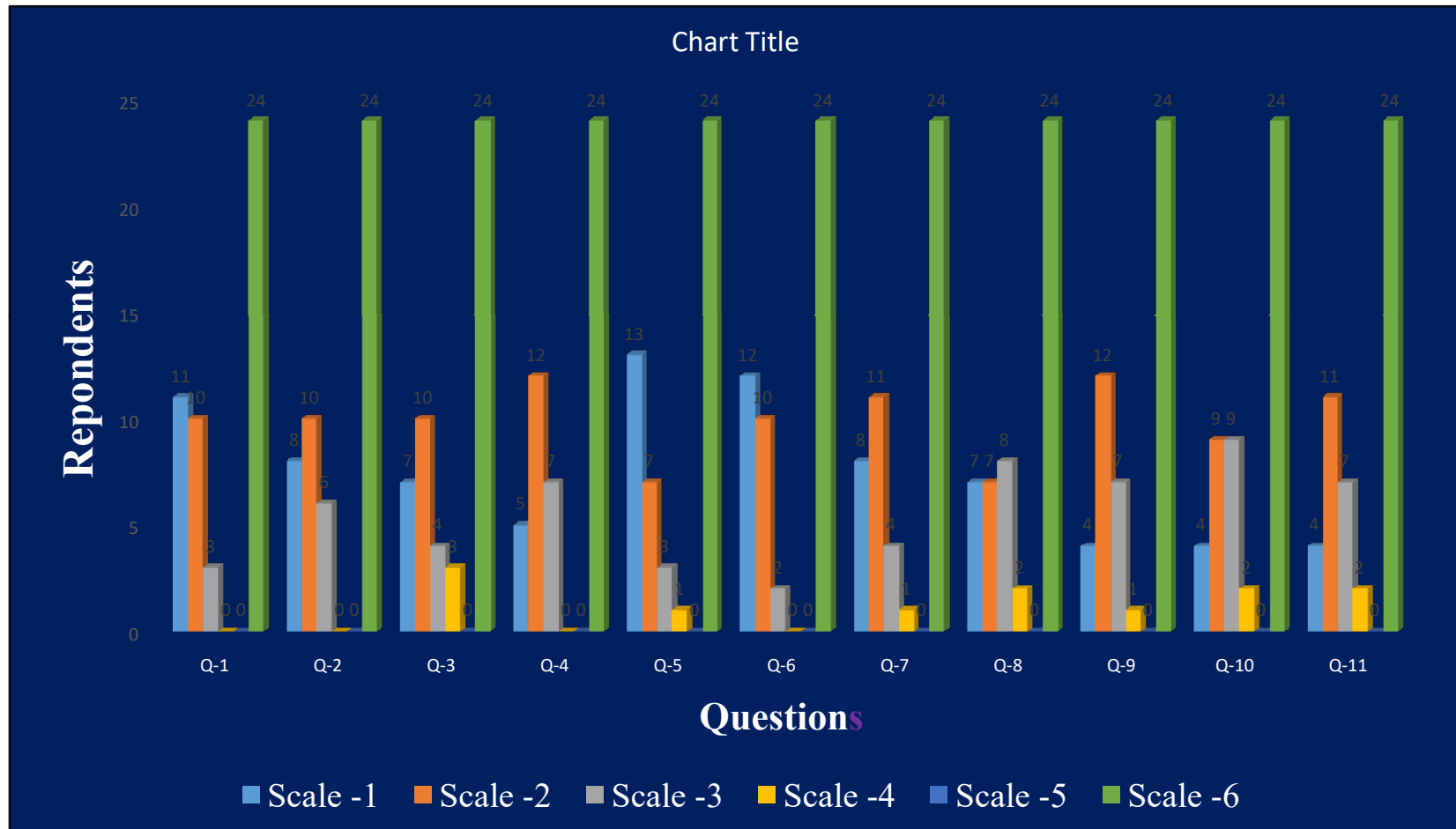
Sample number of Teachers: 24

Table - V

S-No	Questions Description	Scale -1	Scale -2	Scale -3	Scale -4	Scale -5	Scale -6
Q-1	The course structure is in line with programme outcome in general and programme specific outcome in particular?	11	10	3	0	0	24
Q-2	The course content is relevant to course outcomes?	8	10	6	0	0	24
Q-3	The course content matches the needs of all cognitive levels of learners?	7	10	4	3	0	24
Q-4	It is comfortable to adopt new pedagogical teaching techniques in the stipulated time periods planned for Curriculum transaction?	5	12	7	0	0	24
Q-5	The college facilitates ICT based teaching?	13	7	3	1	0	24

Q-6	Internal Assessment is beneficial and enhances learning levels of students?	12	10	2	0	0	24
Q-7	Evaluation of semester end exams is fair and the variation with internal assessment is well within the accepted limits?	8	11	4	1	0	24
Q-8	Do you feel open electives to be introduced at degree levels?	7	7	8	2	0	24
Q-9	Do you feel that project paper in cluster elective is useful to students?	4	12	7	1	0	24
Q-10	Do you feel that proper work can be done for project work paper to lead the students	4	9	9	2	0	24
Q-11	Do you feel that there is sufficient conservation regarding skills/values	4	11	7	2	0	24

Chart - V





GOVERNMENT DEGREE & P.G. COLLEGE, Salur
(Re-Accredited by NAAC with "B" Grade)



(College of Excellence & District Identified Degree College)
Parvathipuram(Manyam) Dist. -535591

Internal Quality Assurance Cell (IQAC)

Feed Back analysis

Direction: Please fill in the responses as mentioned on a scale of 1 to 5.

1 stands for excellent,

2 for Very Good

3 for Good,

4 for Average and

5 stands for poor.

Student Nme:

Batch :

Course Name:

Analysis of Alumni Feedback on Curriculum/Academic performance (General Format)

Q .No	Question	Scale-1	Scale-2	Scale-3	Scale-4	Scale-5	Remarks
1	The prescribed curriculum design helped you to gain knowledge ?	Excellent	Very well	Good	Average	Poor	
2	is the course structure relevant to the progress for higher levels?	Excellent	Very well	Good	Average	Poor	
3	Is the course design applicable to real life situation?	Excellent	Very well	Good	Average	Poor	
4	Did the course structure evoke research aptitude?	Excellent	Very well	Good	Average	Poor	
5	Is the course structure helpful for you to adapt yourself to your career?	Excellent	Very well	Good	Average	Poor	
6	Do you feel present faculty members are competent and supporting to the students ?	Excellent	Very well	Good	Average	Poor	
7	Regarding CBCS syllabus and changes made are available in website/	Excellent	Very well	Good	Average	Poor	

Government Degree and PG College, Saluru.

Internal Quality Assurance Cell (IQAC)

Analysis of Alumni Feedback on Curriculum/Academic performance

Total Respondents: 86

Table - I

Q. No	Question	Scale-1	Scale-2	Scale-3	Scale-4	Scale-5	Total Respondents
Q 1	The prescribed curriculum design helped you to gain knowledge ?	46	24	15	1	0	86
Q 2	is the course structure relevant to the progress for higher levels?	33	36	13	4	0	86
Q 3	Is the course design applicable to real life situation?	33	28	21	2	2	86
Q 4	Did the course structure evoke research aptitude?	22	40	20	3	1	86
Q 5	Is the course structure helpful for you to adapt yourself to your career?	28	31	25	1	1	86
Q 6	Do you feel present faculty members are competent and supporting to the students ?	74	11	1			86
Q 7	Regarding CBCS syllabus and changes made are available in website/	69	4				73

Chart - I

